



0474L  
Three Witches

# Inky Antics

## Rubber Stamps

Fall '04 Supplement



Med. Cube 0475  
Witch Hats

When the jack-o-lantern's shining  
And the bats are all about  
Grab your broom and let's go flying  
'Cause it's ghouls' night out!

0476G  
Ghoul's Night Out



0477G  
Bootique Background



Lg. Cube 0478  
Witch Shoes

May no black cats or witches  
give you the evil eye,  
And may your only goblin  
be gobblin' pumpkin pie!


0479G  
Goblin' Pie



0480D  
Sm. Kitty



0481L  
Halloween Buddies



Sm. Cube 0535  
Monster Faces

Don't let the goblins get you,  
Watch out for witches, too...  
And have fun every minute,  
No matter what you do!

0482F  
Goblins Get You

Brighten someone's day with a beautiful, glowing lamp you've created yourself! Inky Lights™ are glass blocks illuminated from the inside with miniature white bulbs, and decorated on the outside with the specially designed stamps shown above and on pages 1, 3-4, and 6-7. Call today or visit our website for ordering details; supplies will be available on August 1st.

A bat, a cat,  
a bright-eyed pumpkin, too,  
a happy Halloween  
and best wishes just for you!

0483G  
Halloween Wishes



0484H  
Batty On Top



0486K  
Halloween Trio



0485E  
Lg. Jack's Face

For a frightfully fun card idea, stamp Lg. Jack's Face on a piece of vellum using crafting ink. Place the vellum on top of Scary Pumpkin, which has been stamped and colored on cardstock. Attach the vellum overlay to the main card with ribbon or raffia to create a boo-tiful "hidden" greeting.



0487J  
Scary Pumpkin



0488J  
Meowy Halloween

## Halloween Stew


Warty toad legs,  
eyes of newt,  
crunchy bones,  
and goblins' tooth.

You will like this  
Halloween stew...  
Share it with a  
spook or two!

0489G  
Halloween Stew



0490D  
Warty Toad



0491F  
Batty Seal

## Cauldron Crunch

Here's a frightful treat for you,  
A spooky, scary, witches' brew;  
Made with ghost noses and bones from a bat,  
And blended with claws from a black cat.

It's doused with ants as dark as night,  
Sprinkled with blood to add a real fright;  
Then cast with a spell that can't be seen,  
To wish you a happy Halloween!

0492J  
Cauldron Crunch



0493L  
Jack's Bright Light



0494J  
Charm School Background

Concoct a batch of Halloween Stew or Cauldron Crunch using the suggestions below, or brew up your own spooky combinations.

ghost noses: marshmallows  
bat bones: pretzel sticks  
cat claws: black jelly beans  
blood: red cinnamon candies

toad legs: sesame sticks  
newt eyes: sunflower seeds  
crunchy bones: potato sticks  
goblin teeth: candy corn

Every-mummy will love receiving your ghoulish goodies when they're wrapped up in a tricky treat bag or box. Use our Gifts In A Snap™ template stamps (X2-2940 Square Box Template, V1-1223 Rectangle Box Template, or X1-0020 Gift Bag Template) with their clear, easy-to-follow instructions printed right on the wood mount, and you'll be done before you can say BOO!



0496L  
Halloween Friends Frame



0495G  
Spooky Background



0497E  
Potion

Best Witches!

0499E  
Best Witches

Cast a spell  
for friendships true...  
Happy Halloween  
from me to you!

0498E  
Cast A Spell



0500J  
Bugs & Kisses

Send your Halloween wishes with a card, or give the chocolate kind! Big and little monsters alike will love receiving foil-wrapped chocolates, which can be purchased in orange and black colors during the Halloween season (or you can use the regular silver kind). Bugs & Kisses fits perfectly on the front of a treat box made with our X2-2940 Square Box Template stamp.



Lg. Cube 0501  
Frog Cube

No scary ghosts nor ugly witches  
or creepy little bugs...  
Just a bunch of Halloween wishes  
and plenty of Kisses and hugs!

0504G  
No Scary Ghosts

# Beware!

0505K  
Beware

You're hauntingly special  
And ghoulishly fun...  
Hope your Halloween  
Is a memorable one!

0506F  
Hauntingly Special

Boo!


0507C  
Boo

EEK!

0508C  
Eek



Sm. Cube 0509  
Creepy Critters



X-0510  
Haunted House

Just about now  
the ghosts are due,  
Beware!  
I see one after you!

0511F  
Ghosts Are Due

Watch out! These scary monsters may be lurking behind the windows and door of the Haunted House. Use masking techniques or create a spinning wheel card by following the instructions on our website at <http://www.inkyantics.com>.



0513G  
Kitty Ghost

You're a Scream!

0515E  
You're A Scream



0516D  
Lil' Witch



0517C  
Lil' Kitty



Med. Cube 0518  
Lil' Monsters

**Turkey Talk**  
 Don't let your feathers get ruffled by the small stuff. Keep your drumsticks to yourself. When in doubt, Wing it. Don't use fowl language, and never flip a bird. Don't gobble your food, when you're stuffed, stop eating, and remember Gravy always sticks to your thighs. Don't be afraid to strut your stuff. And if you can't beak 'em, join 'em!



V1-0519  
 Turkey Talk




0520G  
 Acorn Mousie



0521G  
 Pie Mousie

May your stuffing be tasty  
 May your turkey be plump  
 May your potatoes and gravy  
 Have nary a lump...  
 May your yams be delicious  
 May your pies take the prize  
 May your Thanksgiving dinner  
 Stay off both your thighs!

0522J  
 Stay Off Your Thighs




0536J  
 Tom's Soup Recipe

May your feast  
 be tasty!


0523E  
 May Your Feast

May your harvest  
 be bountiful!

0524E  
 May Your Harvest



0526L  
 Happy Fall Mousie



0525H  
 Pumpkin Label

Thanksgiving Day will soon be here...  
 It comes around but once a year.  
 If I could only have my way,  
 I'd have Thanksgiving every day!

0527G  
 Thanksgiving Every Day

Celebrate autumn's bounty with Pilgrim Punch! Invite your guests to try spiced cider in steaming mugs labeled with tags using the poem below. Or decorate a gift pouch that contains pre-packaged mulling spices and stamped directions for making this tasty harvest treat.



0528F  
 Leaves & Acorns  
 Background



We thank you, Lord, for happy hearts  
 And blessings in good measure,  
 We thank you for the food we eat,  
 And that we are together.  
 Amen.

0529L  
 Blessings In Good Measure



Directions for Pilgrim Punch:

In a large pan, mix 2 T. mulling spices with 1 qt. apple juice or Burgundy wine. (If using wine, add 1/2 c. sugar and stir until dissolved.) Simmer gently for 15 to 20 minutes, and then strain spices. Drink may be served either piping hot or chilled and poured over ice. Enjoy!

... Pilgrim Punch... Pilgrim Punch  
 Punch... Pilgrim Punch... Pilgrim  
 ... Pilgrim Punch... Pilgrim Punch  
 Punch... Pilgrim Punch... Pilgrim  
 ... Pilgrim Punch... Pilgrim Punch  
 Punch... Pilgrim Punch... Pilgrim

Warm apple cider  
 And spices so fine  
 A yummy treat  
 That's truly divine!

X-Lg. Cube 0531  
 Pilgrim Punch



0530G  
 Dessert First



0532F  
 Turkey Dinner Background



0533F  
 Gobbler Seal



0534H  
 Pilgrims 'n Gobbles